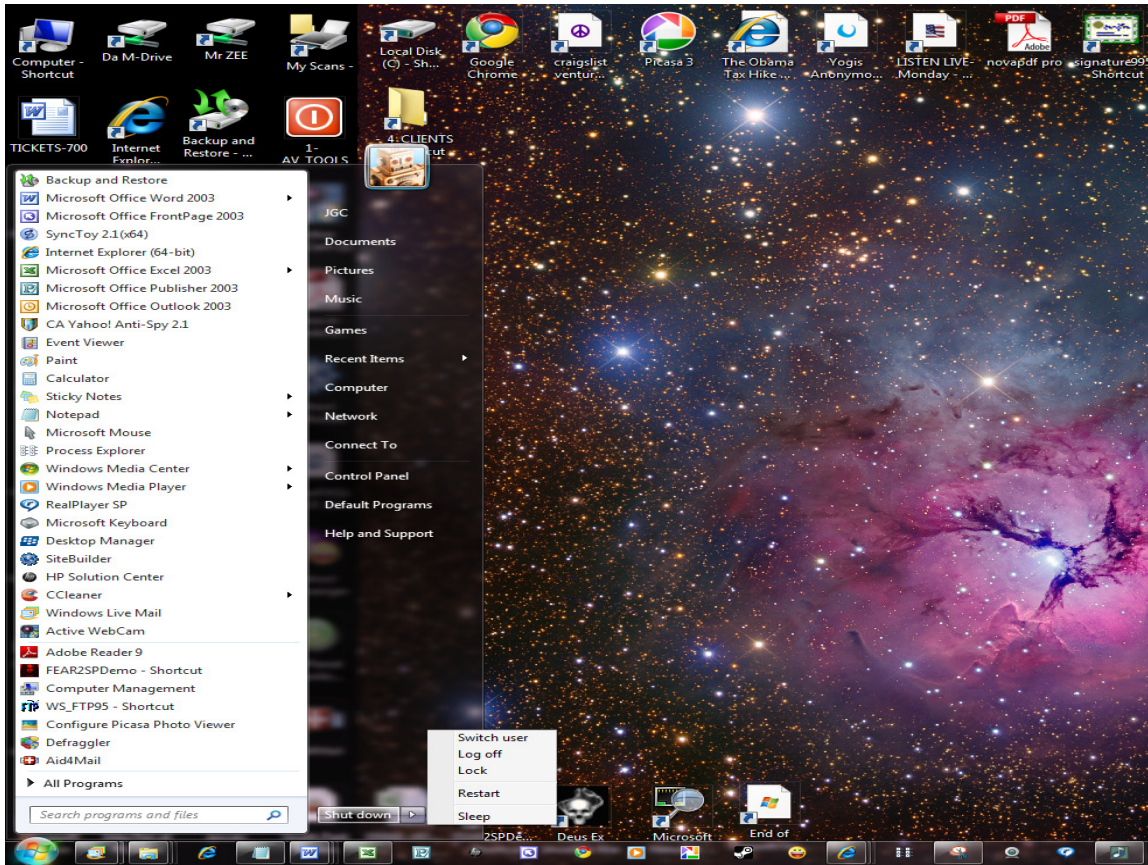
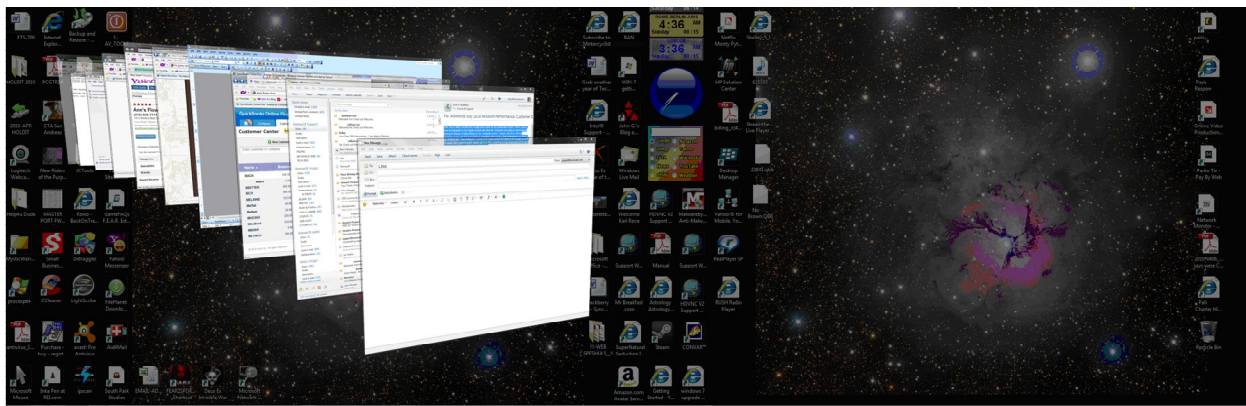


WHAT'S NEW IN WINDOWS 7



NEW IMPROVED START BAR

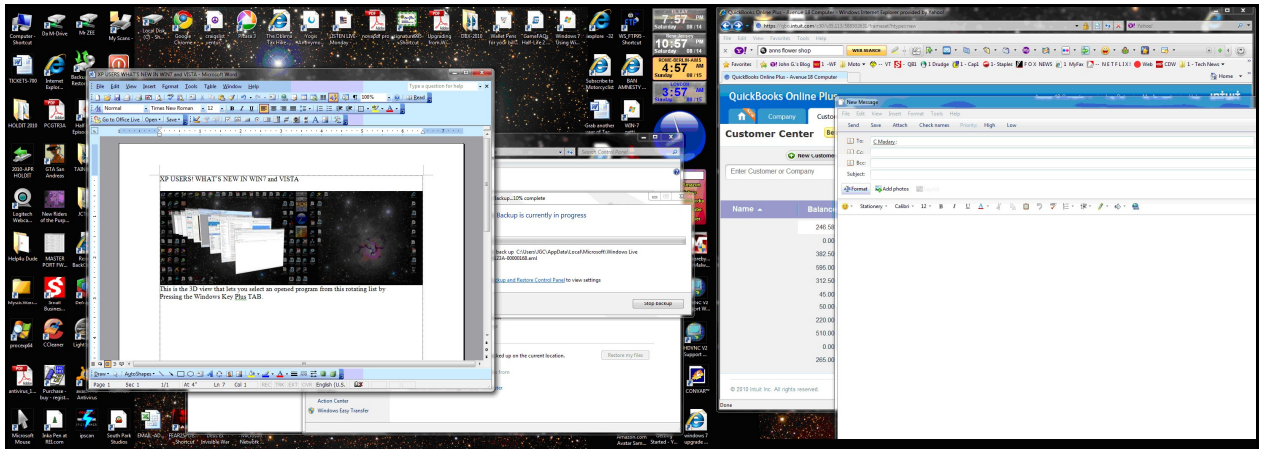
a) Menus are better organized and easier to manage. b) The tiny ICONS that used to crowd the Clock (system tray, lower right) are now all hidden at install, reducing clutter c) The Run Window is now a Search window that helps to find files and programs that you use; Example: type BACKUP and it takes you to Windows Backup d) **Click on Shutdown** and it will **Shutdown FAST!** e) **“Restart”** is now located in the **menu** just right of Shutdown.



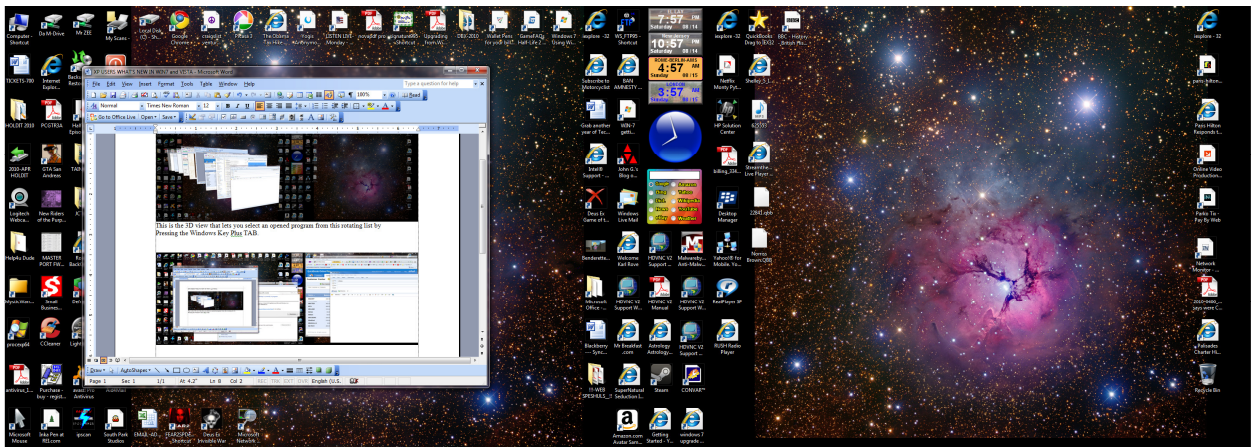
SCROLL THRU ALL YOUR OPEN WINDOWS IN 3-D

THE 3D AERO VIEW lets you select any opened program or Window from a rotating list.

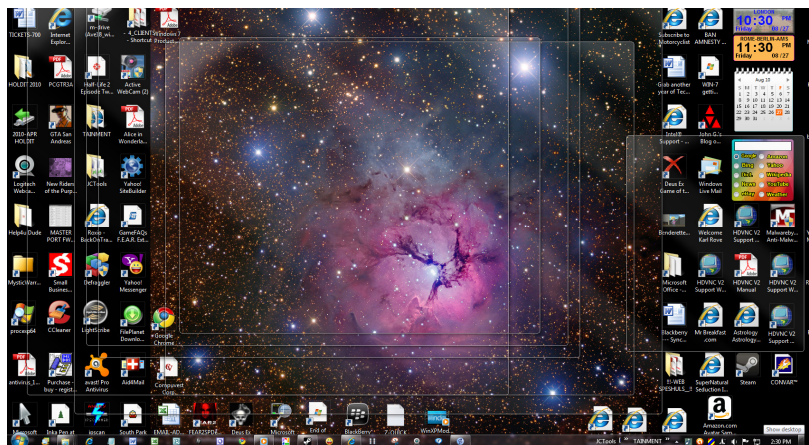
Press the Windows  Key + TAB Key to activate.



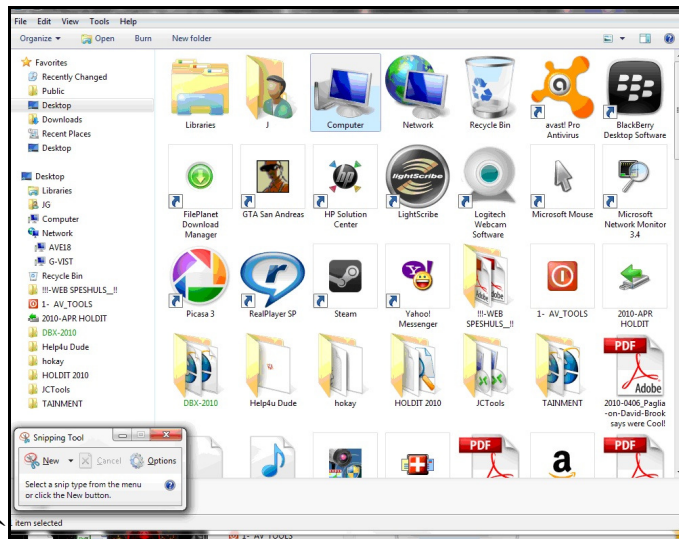
If you want to **Minimize all Windows** quickly to focus on just one, click and “shake” the Window you want to stay open, and all the other Windows will be minimized automatically. The images above show screen captures from a DUAL MONITOR setup that widens your desktop, increases productivity, cheaply. Also new are “GADGETS” i.e. the **Blue Clock**, World Clocks, Search Tools, Weather etc. are all free downloadable plug in “handy applets” that enhance the desktop.



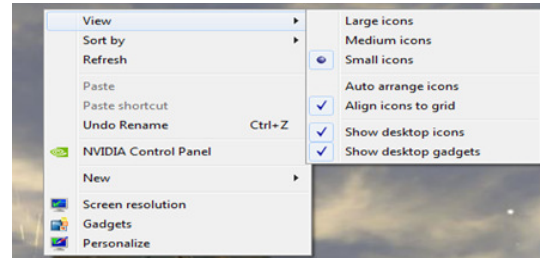
Shake that Window! All the windows were minimized except this WORD Document! Do it again and they come right back up. A fast way to clear your desktop.



This little GREY BOX on the lower right corner has a function... ^ It will **Minimize or Restore All Open Windows** if you click it. If you hover over it without any windows maximized – you will see a series of rectangular outlines representing the **current set of open windows** in their exact position. The “**show desktop**” button is now fixed on the desktop.

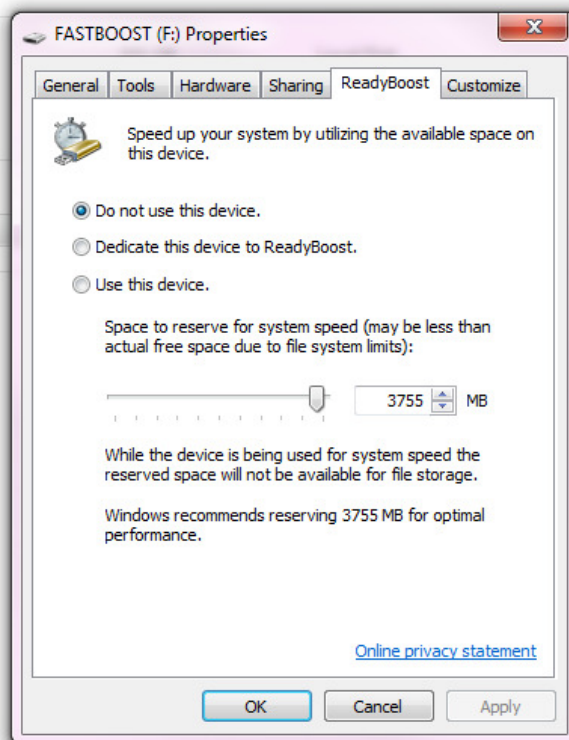
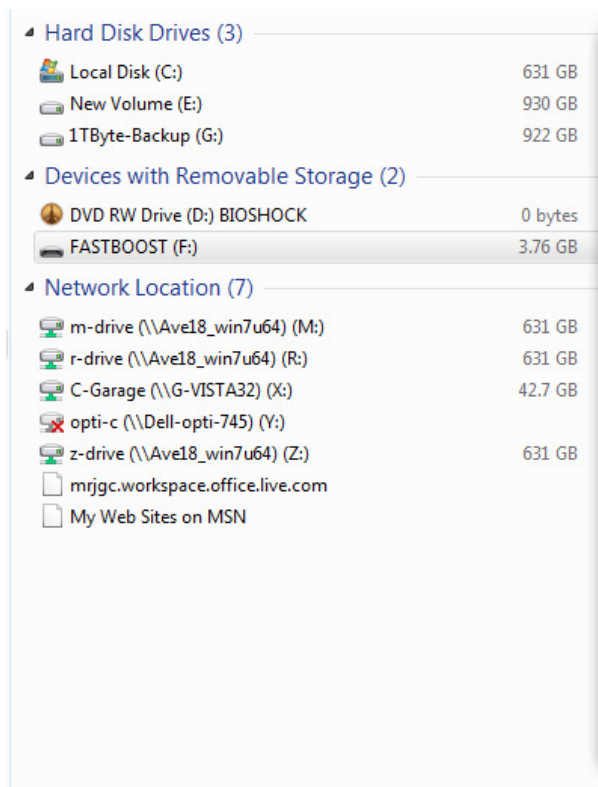


You Don't Have to Reset Font Size to adjust the ICON SIZE and Desktop TEXT size anymore. Just Rt-Click on the Desktop and Choose VIEW as shown below:



SNIPPING TOOL

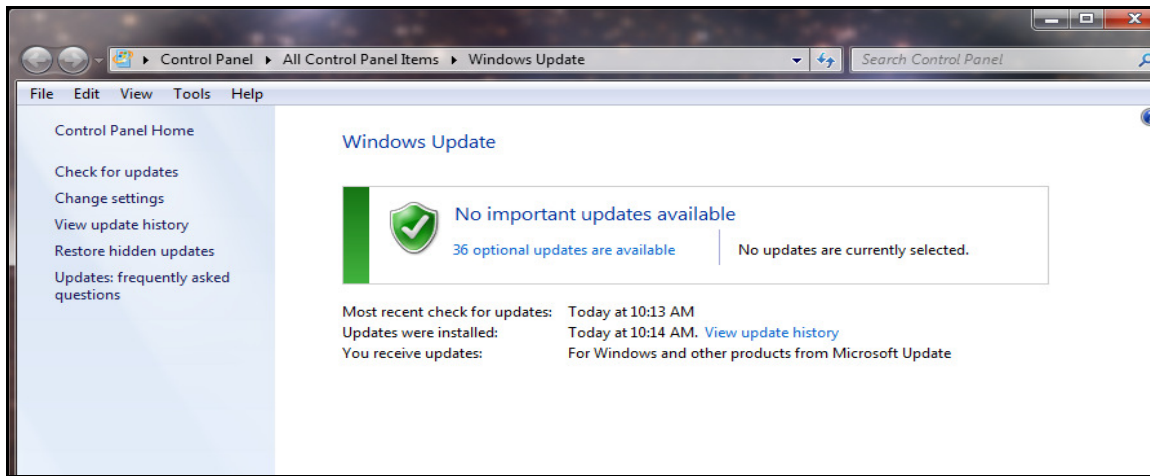
A handy snipping tool is useful to snap pictures of **Windows screens**, web pages and documents, and was used to assemble this guide. It creates jpg files as well or simply paste onto WORD. Notice the large, readable icons and easy to use pull down menus.



IMPROVED BOOT SPEED FEATURING FASTBOOST

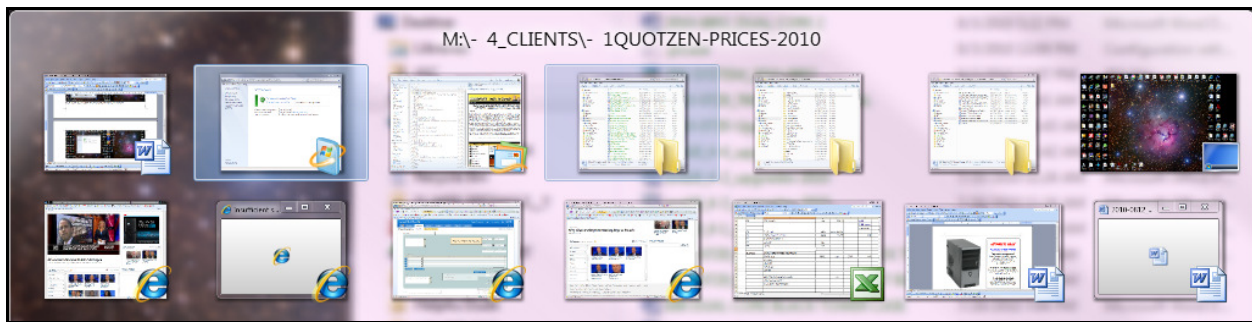
Inexpensive **USB and Flash Memory** can help speedup your system! A fast, brand name 4GB USB Memory stick popped into the back of your PC quietly augments system performance.

How FAST?? > How about **55 Seconds** from Restart to Login Screen?? 4 GB is the maximum support READYBOOST size. A helpful power-user upgrade for under \$30.00.



MICROSOFT UPDATE

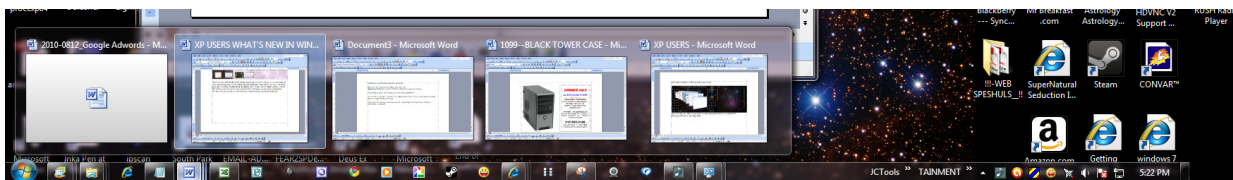
Microsoft Update is now a separate program that resides in Control Panel. Previously updates were dependent on a *working* internet explorer web browser. Check it every month or two just in case your Auto-Updates missed something useful.



This is the new ALT-TAB.

In XP of Olde...all you got from **ALT+TAB** was a rotating bank of icons representing your various already opened applications. With WIN7 you get to see all the open apps as accurate thumbnails (good) **giving you a clearer view of which window is which.**

Plus if you mouse over this list, the actual window will appear (Better), giving quick visual confirmation. Previously the mouse had no effect and icons could be a bit cryptic...

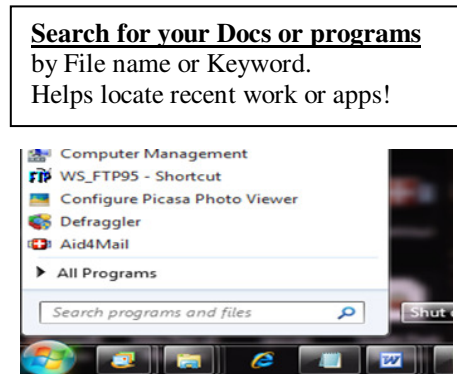
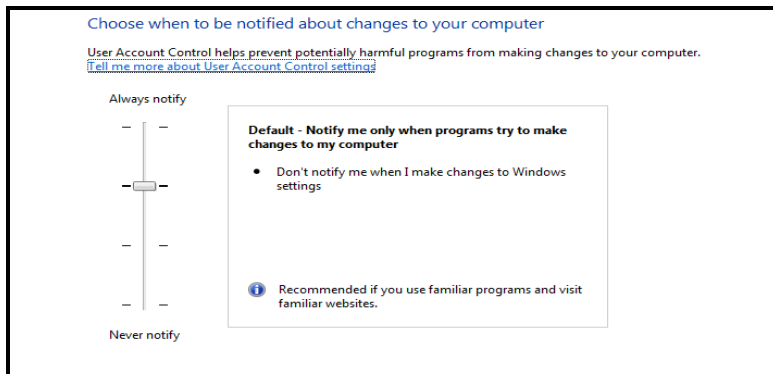


SUPER READABLE TASKBAR AND LARGE ICONS SPEED ACCESS

A NEW TASKBAR positioned at the very bottom displays the list of frequently used programs. Icons are larger, and you can see thumbnails of open docs by highlighting that application!

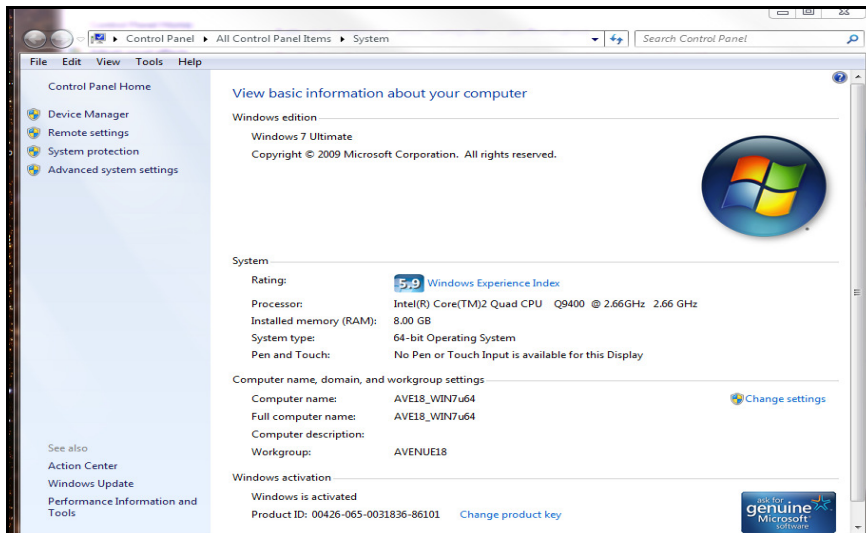
EXAMPLE: Highlighting WORD pops open a thumbnail list of documents that are open. Now it's easy to see locate your documents quickly – glide over the thumbnails for a preview~!

New wide Screensavers and **rotating desktop Backgrounds** add more beauty to the desktop.



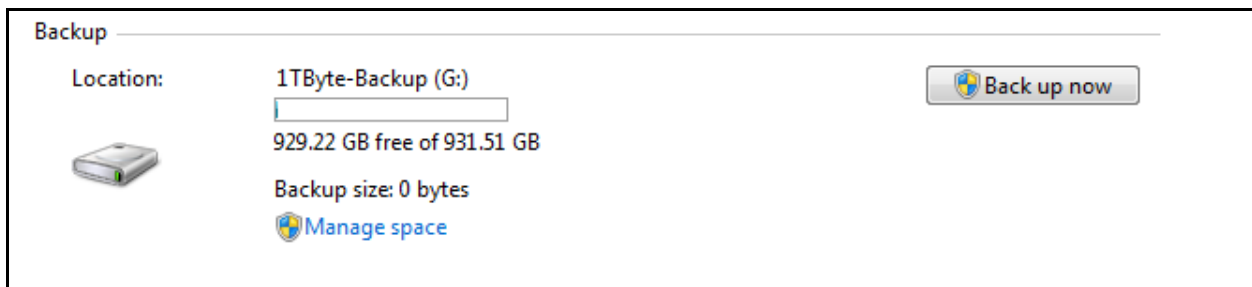
ADJUSTABLE USER SECURITY CONTROLS

VISTA introduced **User Access Controls**, a way to manage computer security by warning users of attempts to modify the system or perform Admin Level Tasks (veddy scary!). Well some users got overwhelmed by too much notification. **Now a handy slider** lets you set the UAC from constantly annoyed to annoyed occasionally to Don't Bother Me! I use the 2nd highest setting as shown and only get a few messages from certain apps asking for **permission**.



CONTROL PANEL SYSTEM

The familiar device manager resides in the upper left along with Remote and Advanced features.






ENHANCED WINDOWS BACKUP


Windows 7 supports **file and image backup and recovery**. Business and Ultimate versions can backup to a shared *network* volume – ideal for offices with Servers and shared drives.


Rate and improve your computer's performance

The Windows Experience Index assesses key system components on a scale of 1.0 to 7.9.

Component	What is rated	Subscore	Base score
Processor:	Calculations per second	7.2	 Determined by lowest subscore
Memory (RAM):	Memory operations per second	7.2	
Graphics:	Desktop performance for Windows Aero	6.7	
Gaming graphics:	3D business and gaming graphics performance	6.7	
Primary hard disk:	Disk data transfer rate	5.9	

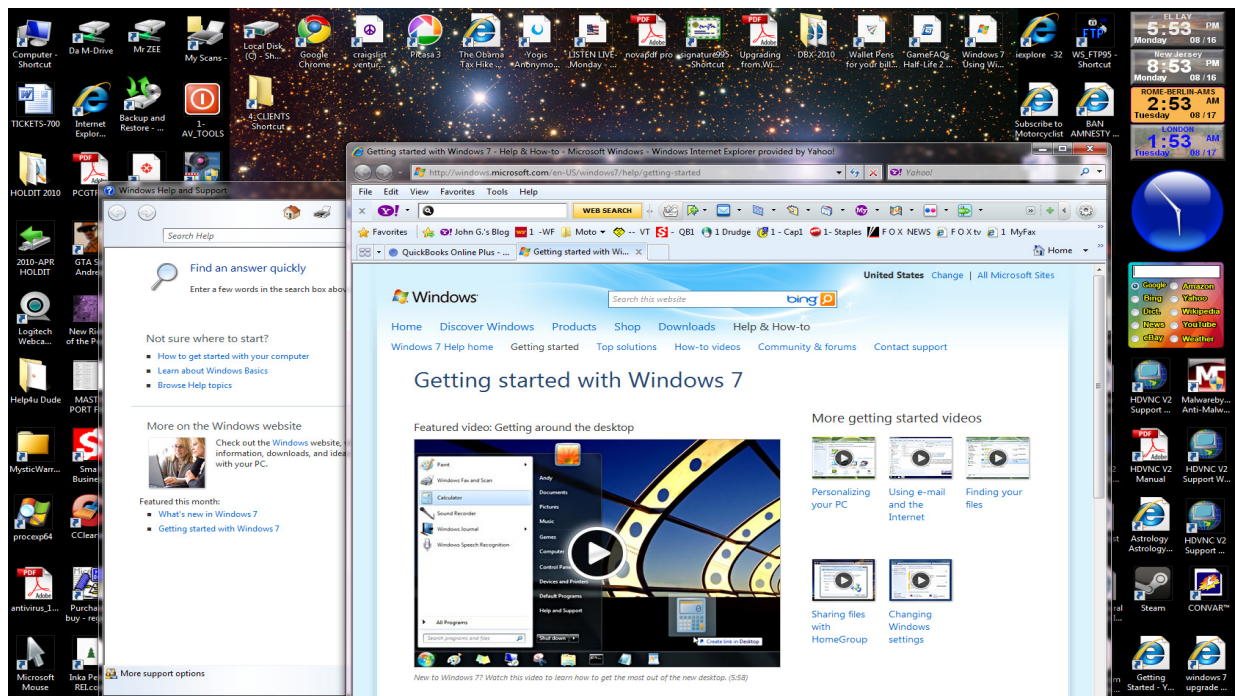
 What do these numbers mean?
  View and print detailed performance and system information

 Tips for improving your computer's performance.

 Learn more about scores and software online

MORE DETAILED SYSTEM PERFORMANCE INFORMATION

A new rating – called the Windows Experience Index, can provide good overall performance tests. Go to Control Panel, System to explore your Win7 PC Performance Information and Tools in greater detail. Run or update the test as needed. Add RAM Memory or a Video card for a big performance Boost. *For a thorough Performance test try:* www.passmark.com.



LEARN MORE ABOUT WINDOWS 7

Click Start, then **Help And Support**, then on Getting Started for More Win7 Tips & Tricks! or visit here: <http://windows.microsoft.com/en-US/windows7/help/getting-started>

XP VIRTUAL MODE -- A FREE ADD-ON FOR WINDOWS 7

Many users wanted even *more assurance* that Windows 7 could run older apps. So Microsoft developed a Virtualized version of XP Service Pack 3! It's FREE for Win7 – more info here: <http://windows.microsoft.com/en-us/windows7/help/videos/using-windows-xp-mode>

Now with over 90 Million copies sold, Windows 7 the fastest selling operating system in history.

Executive Summary: A dramatically improved Windows interface increases productivity while bringing a new level of security and performance to the desktop. Easier program and file viewing options, clear menus with larger icons and improved usability features abound making this the best looking, best performing most solid Windows ever. With completely rewritten code including comprehensive crash protection technologies and memory security, Windows 7 is a definite winner, providing a refined and efficient platform for 21st century computing. Vista users can upgrade live online in about an hour – gaining reliability and speed.

LINKS:

- <http://www.microsoft.com/windows/buy/default.aspx> for Microsoft Windows upgrade options
- <http://www.microsoft.com/windows/windows-7/compare/pc-vs-mac.aspx> for pc/mac product comparisons
- <http://www.microsoft.com/windows/windows-7/get/upgrade-advisor.aspx> test your WINDOW 7 readiness
- <http://www.avenue18.com> for our onsite and remote PC support, repairs, virus cleaning and more.

THANK YOU FOR VISITING AVENUE 18 COMPUTER !

<p><i>Properly Supporting...</i></p> <ul style="list-style-type: none"> - Servers - Laptops - Printers - Lasers - Blackberry - Android 	<p>JOHN COMPTON AVENUE 18 COMPUTER 310 829-3129 SUPPORT@AVENUE18.COM VISIT: WWW.AVENUE18.COM COMPUTER REPAIR AND SERVICE SINCE 1989 HOME/OFFICE/REMOTE ACCESS</p>	<p><i>We Do...</i></p> <ul style="list-style-type: none"> - AntiVirus - New PCs - Upgrades - Data - Recovery - Networks - Web Stuff
<p><small>© AVENUE 18 COMPUTER 2010 - ALL RIGHTS RESERVED</small></p>		